



TECHNICAL DATA

Operating range:

from 0.4 to 10.5 m³/h with head up to 62 metres.

Liquid quality requirements: clean, free from solid or abrasive contaminants, non-viscous, non-aggressive, uncrystallised and chemically neutral, close to the properties of water.

Liquid temperature range:

for domestic use: from 0°C to +35°C (EN 60335-2-41)

for other use: from 0°C to +40°C

Maximum ambient temperature: +40°C

Maximum operating pressure: 8 bar (800 kPa)

Installation: fixed in a horizontal position.

Special executions on request: different frequencies and/or voltage.

Motor protection rating: IP 44

Terminal block protection rating: IP 55

Insulation class: F

Standard input voltage: single phase 220/240 V / 50 Hz
three phase 230/400 V - 50 Hz

APPLICATIONS

Self priming centrifugal pump with excellent suction capacity even in the presence of air bubbles.

Suitable for pumping water with low levels of sandy impurities.

Especially used in domestic water supply installations. Suitable for small farms and gardening, small scale industrial services and where self priming is necessary.

CONSTRUCTIONAL FEATURES OF THE PUMP

Cast-iron motor support and pump body.

Motor support in die cast aluminium.

Impeller, diffuser, venturi tube and sand guard in technopolymer

Stainless steel wear ring.

Carbon/ceramic mechanical seal.

CONSTRUCTIONAL FEATURES OF THE MOTOR

Asynchronous type, closed, with external air cooling.

Rotor mounted on oversized greased-for-life ball bearings, to guarantee low noise and long life.

Incorporated thermo-amperometric protection and permanently inserted capacitor in the single phase version.

It is recommended to use overload protection for three phase motor protection, in compliance with current legislation.

Manufactured pursuant to CEI 2-3 and CEI 61-69 (EN 60335-2-41).

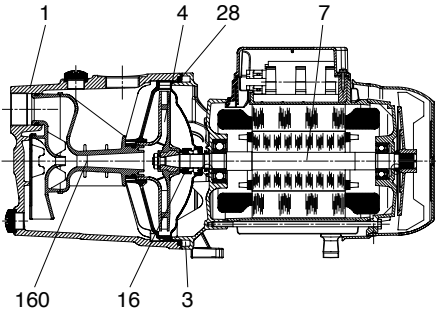
JET

SELF-PRIMING CENTRIFUGAL ELECTRIC PUMPS

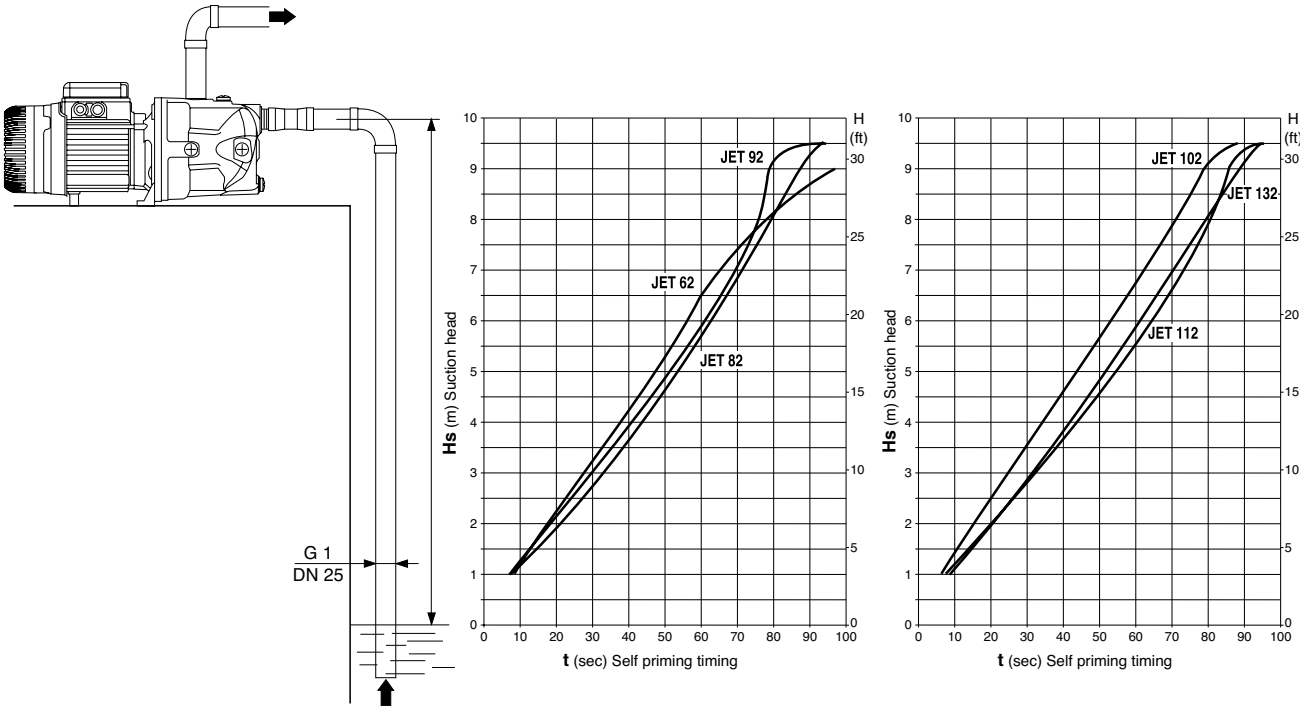
MATERIALS

N°	PARTS *	MATERIALS
1	PUMP BODY	200 UNI ISO 185 CAST IRON
3	FRAME	DIE CAST ALUMINIUM
4	IMPELLER	TECHNOPOLYMER A
7	SHAFT WITH ROTOR	AISI 416 STAINLESS STEEL X12 CrS13 - UNI 6900/71
16	MECHANICAL SEAL	CARBON/CERAMIC
28	OR GASKET	NBR RUBBER
160	VENTURI DIFFUSER NOZZEL GROUP	TECHNOPOLYMER A

* In contact with liquid



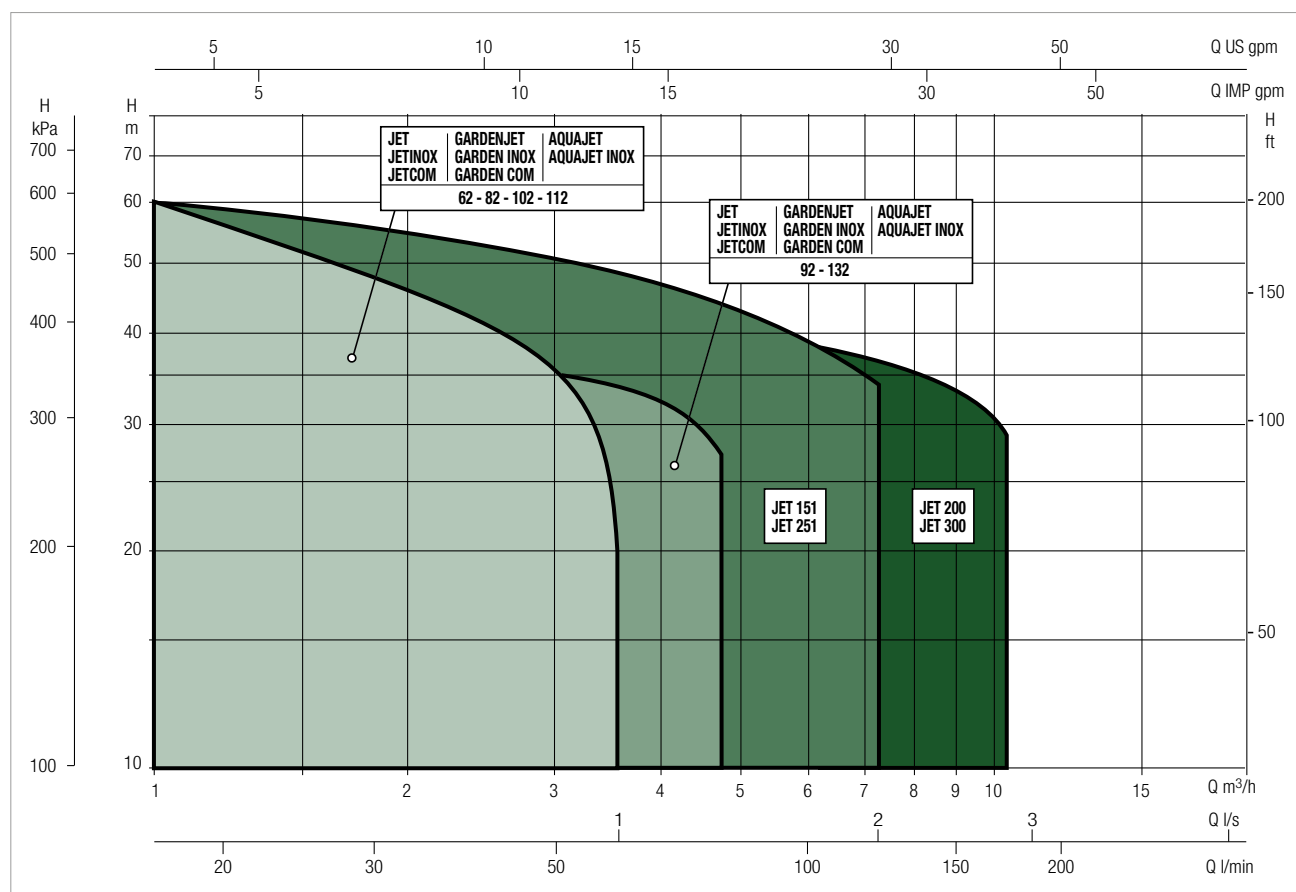
SELF PRIMING CAPACITY



PERFORMANCE RANGE

The performance curves are based on kinematic viscosity values = 1 mm²/s and density equivalent to 1000 kg/m³. Curve tolerance according to ISO 9906.

GRAPHIC SELECTION TABLE

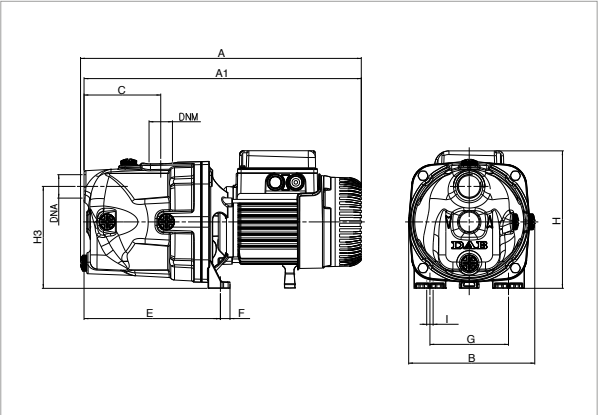


JET SELECTION TABLE

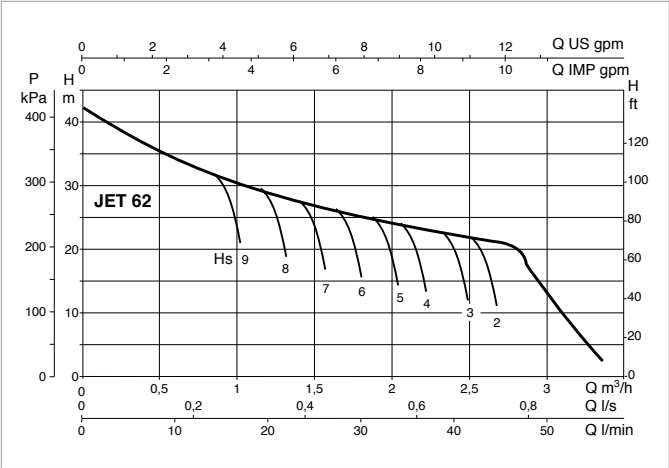
MODEL	Q=m ³ /h	0	0.6	1.2	1.8	2.4	3	3.6	4.2	4.8
	Q=l/min	0	10	20	30	40	50	60	70	80
JET 62 M	H (m)	42	35	29.2	25.6	22.9	21.1			
JET 82 M		47	40	34	30	26.2	23.5	20.3		
JET 82 T		47	40	34	30	26.2	23.5	20.3		
JET 102 M		53.8	47	41	36.3	32.4	28.8	25.8		
JET 102 T		53.8	47	41	36.3	32.4	28.8	25.8		
JET 112 M		61	54	47.8	42.8	38.8	34.8	20		
JET 112 T		61	54	47.8	42.8	38.8	34.8	20		
JET 92 M		36.2	33.5	31	28.4	26	24	21.8	19.6	17
JET 132 M		48.3	45.6	42.8	40	37.6	35	32.5	30	27.2
JET 132 T		48.3	45.6	42.8	40	37.6	35	32.5	30	27.2

JET 62 - SELF-PRIMING CENTRIFUGAL ELECTRIC PUMPS FOR DOMESTIC WATER SUPPLY

Liquid temperature range pumped: from 0 °C to +35 °C - Maximum ambient temperature: +40°C



The performance curves are based on the kinematic viscosity values = 1 mm²/s and density equivalent to 1000 kg/m³. Curve tolerance according to ISO 9906.

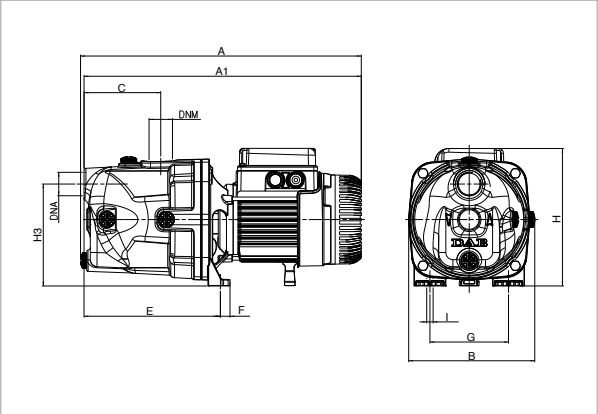


MODEL	ELECTRICAL DATA						
	POWER SUPPLY 50 Hz	P1 MAX kW	P2 NOMINAL		In A	CAPACITOR	
			kW	HP		µF	Vc
JET 62 M	1x220-240 V ~	0.72	0.44	0.6	3.12	12.5	450

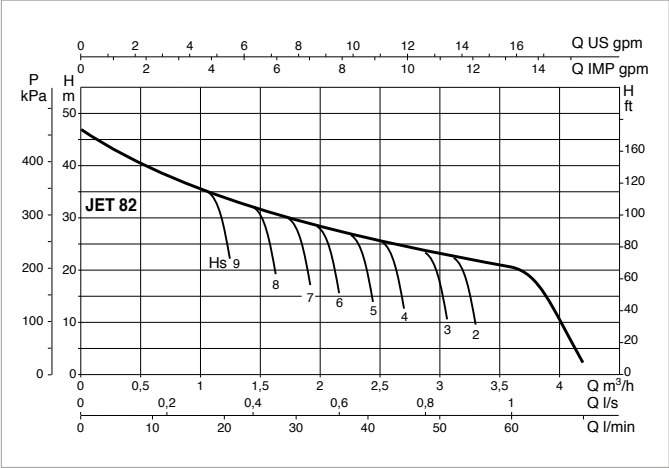
MODEL	A	A1	B	C	E	F	G	H	H3	I Ø	DNA GAS	DNM GAS	PACK DIMENSIONS			VOLUME (mc)	GROSS WEIGHT Kg
													L/A	L/B	H		
JET 62	395	390	178	108	192	14	111	193	144	9	1"	1"	470	240	240	0.022	10.5

JET 82 - SELF-PRIMING CENTRIFUGAL ELECTRIC PUMPS FOR DOMESTIC WATER SUPPLY

Liquid temperature range pumped: from 0 °C to +35 °C - Maximum ambient temperature: +40°C



The performance curves are based on the kinematic viscosity values = 1 mm²/s and density equivalent to 1000 kg/m³. Curve tolerance according to ISO 9906.

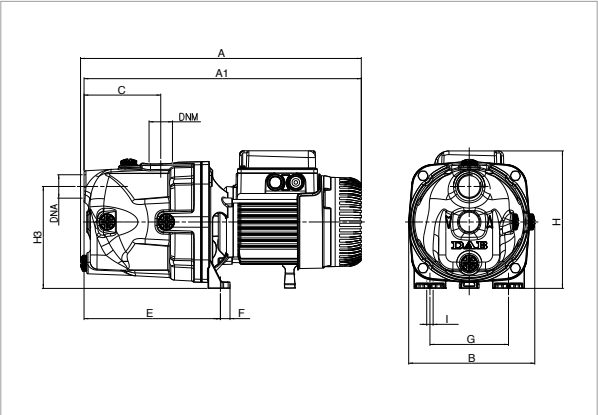


MODEL	ELECTRICAL DATA						
	POWER SUPPLY 50 Hz	P1 MAX kW	P2 NOMINAL		In A	CAPACITOR	
			kW	HP		µF	Vc
JET 82 M	1x220-240 V ~	0.85	0.6	0.8	3.8	12.5	450
JET 82 T	3x230-400 V ~	0.86	0.6	0.8	2.8-1.6	-	-

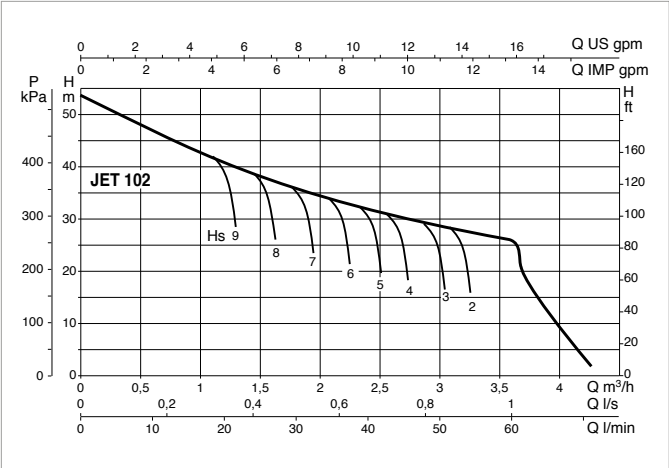
MODEL	A	A1	B	C	E	F	G	H	H3	I Ø	DNA GAS	DNM GAS	PACK DIMENSIONS			VOLUME (mc)	GROSS WEIGHT Kg
													L/A	L/B	H		
JET 82	395	395	178	108	192	14	111	193	144	9	1"	1"	470	240	240	0.022	10.7

JET 102 - SELF-PRIMING CENTRIFUGAL ELECTRIC PUMPS FOR DOMESTIC WATER SUPPLY

Liquid temperature range pumped: from 0 °C to +35 °C - Maximum ambient temperature: +40°C



The performance curves are based on the kinematic viscosity values = 1 mm²/s and density equivalent to 1000 kg/m³. Curve tolerance according to ISO 9906.

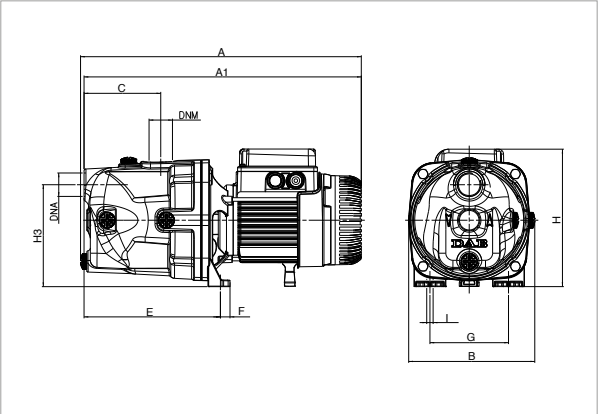


MODEL	ELECTRICAL DATA						
	POWER SUPPLY 50 Hz	P1 MAX kW	P2 NOMINAL		In A	CAPACITOR	
			kW	HP		µF	Vc
JET 102 M	1x220-240 V ~	1.13	0.75	1	5.1	16	450
JET 102 T	3x230-400 V ~	1.04	0.75	1	3.3-1.9	—	—

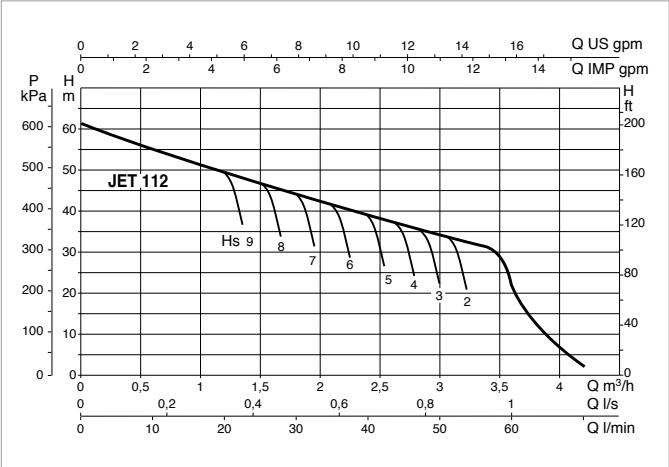
MODEL	A	A1	B	C	E	F	G	H	H3	I Ø	DNA GAS	DNM GAS	PACK DIMENSIONS			VOLUME (mc)	GROSS WEIGHT Kg
													L/A	L/B	H		
JET 102	414	409	178	108	197	14	111	203	144	9	1"	1"	470	240	240	0.022	12.5

JET 112 - SELF-PRIMING CENTRIFUGAL ELECTRIC PUMPS FOR DOMESTIC WATER SUPPLY

Liquid temperature range pumped: from 0 °C to +35 °C - Maximum ambient temperature: +40°C



The performance curves are based on the kinematic viscosity values = 1 mm²/s and density equivalent to 1000 kg/m³. Curve tolerance according to ISO 9906.

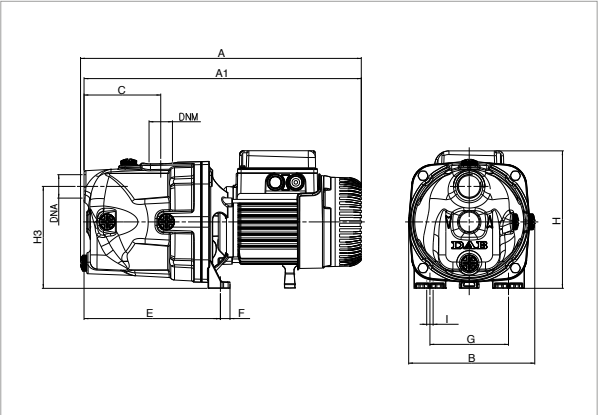


MODEL	ELECTRICAL DATA						
	POWER SUPPLY 50 Hz	P1 MAX kW	P2 NOMINAL		In A	CAPACITOR	
			kW	HP		µF	Vc
JET 112 M	1x220-240 V ~	1.4	1	1.36	6.2	25	450
JET 112 T	3x230-400 V ~	1.35	1	1.36	4.3-2.5	—	—

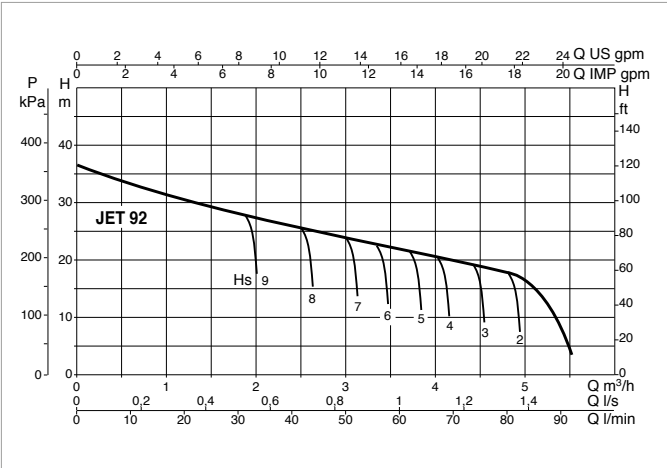
MODEL	A	A1	B	C	E	F	G	H	H3	I Ø	DNA GAS	DNM GAS	PACK DIMENSIONS			VOLUME (mc)	GROSS WEIGHT Kg
													L/A	L/B	H		
JET 112 M	414	409	178	108	192	14	111	203	144	9	1"	1"	470	240	240	0.022	13.5
JET 112 T	430	409	178	108	192	14	111	203	144	9	1"	1"	470	240	240	0.022	15.1

JET 92 - SELF-PRIMING CENTRIFUGAL ELECTRIC PUMPS FOR DOMESTIC WATER SUPPLY

Liquid temperature range pumped: from 0 °C to +35 °C - Maximum ambient temperature: +40°C



The performance curves are based on the kinematic viscosity values = 1 mm²/s and density equivalent to 1000 kg/m³. Curve tolerance according to ISO 9906.

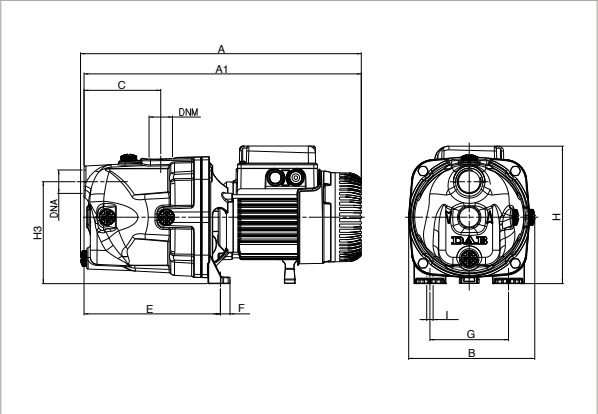


MODEL	ELECTRICAL DATA						
	POWER SUPPLY 50 Hz	P1 MAX kW	P2 NOMINAL		In A	CAPACITOR	
			kW	HP		µF	Vc
JET 92 M	1x220-240 V ~	0.94	0.75	1	4.2	14	450

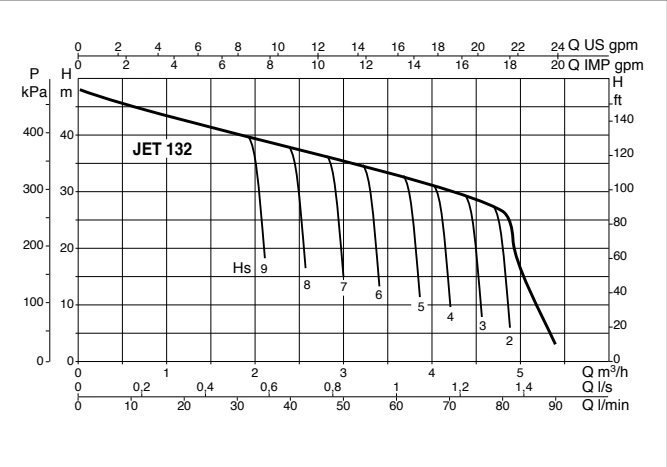
MODEL	A	A1	B	C	E	F	G	H	H3	I Ø	DNA GAS	DNM GAS	PACK DIMENSIONS			VOLUME (mc)	GROSS WEIGHT Kg
													L/A	L/B	H		
JET 92	395	390	178	108	192	14	111	193	144	9	1"	1"	470	240	240	0.022	11.7

JET 132 - SELF-PRIMING CENTRIFUGAL ELECTRIC PUMPS FOR DOMESTIC WATER SUPPLY

Liquid temperature range pumped: from 0 °C to +35 °C - Maximum ambient temperature: +40°C



The performance curves are based on the kinematic viscosity values = 1 mm²/s and density equivalent to 1000 kg/m³. Curve tolerance according to ISO 9906.



MODEL	ELECTRICAL DATA						
	POWER SUPPLY 50 Hz	P1 MAX kW	P2 NOMINAL		In A	CAPACITOR	
			kW	HP		µF	Vc
JET 132 M	1x220-240 V ~	1.49	1	1.36	6.6	25	450
JET 132 T	3x230-400 V ~	1.43	1	1.36	4.7-2.7	-	--

MODEL	A	A1	B	C	E	F	G	H	H3	I Ø	DNA GAS	DNM GAS	PACK DIMENSIONS			VOLUME (mc)	GROSS WEIGHT Kg
													L/A	L/B	H		
JET 132 M	414	409	263	108	192	14	111	203	144	9	1"	1"	470	240	240	0.022	13.5
JET 132 T	430	409	263	108	192	14	111	203	144	9	1"	1"	470	240	240	0.022	15.1